

NPi[®]-300

PUPILLOMETER



NEUR^{•••}PTICS[®]

NPi[®]-300 Pupillometer System

The Next Generation in Automated Pupillometry

Manual Pupil Assessment Can Be Highly Subjective and Inaccurate

- Often, pupillary changes are often considered early indicators of neurological change and yet can be **undetectable using traditional manual assessment methods**.*
- Manual pupillary assessment is subject to compounded sources of inaccuracies and inconsistencies and can result in as much as **39% inter-examiner variability and error**.*

Automated Pupillometry Using the NPi-300

- The NeuroOptics NPi-300 Pupillometer is a handheld automated device that provides an **accurate, reliable, and objective measurement of pupil size and reactivity**.
- Adoption of automated pupillometry is accelerating as the method for pupillary assessments in patient care in **any area of the hospital where a neurological exam is performed**, including every ICU, the Emergency Department, Progressive Care Units, and more.

NPi = Reactivity

- **The Neurological Pupil index™, NPi[®], quantifies pupil reactivity** on a numeric scale from 0-4.9 (see *NPi Pupil Reactivity Assessment Scale*), enabling reactivity to be **trended over time just like other vital signs**.
- **NPi is an accurate and objective measurement of pupil reactivity** in many common critical care scenarios, including in the presence of common medications such as opioids, neuromuscular blocking agents (NMBA's), and sedatives.*

An Abundance of Science

- There are now **over 140 peer-reviewed research articles and scientific abstracts** supporting the value of pupillometry and NPi in improving the quality of the neurological exam and enhancing clinical decision making and patient care.*
- Pupillometry and NPi are included in several **clinical reference texts and national guidelines**.*

*References



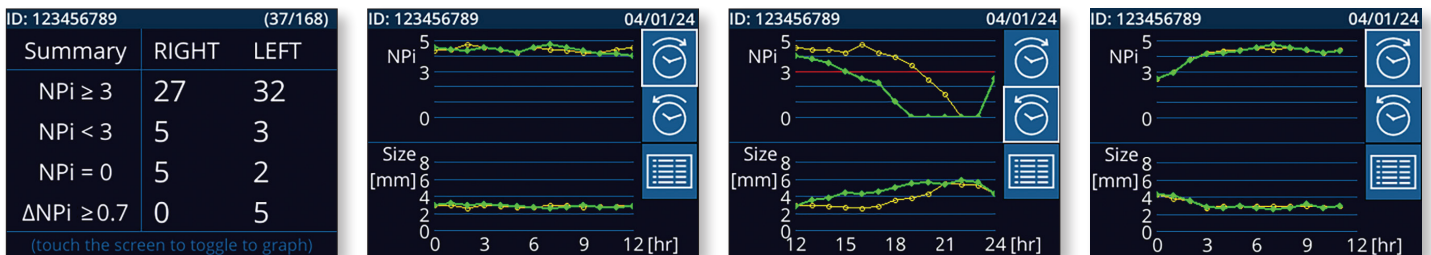
To access the clinical references (denoted above with a *), scan the QR code to the left or visit the following webpage:
<https://neurooptics.com/npi-300-brochure-references/>



Measure Pupils

- Establish the earliest possible baseline pupil measurement when the patient is admitted to the Emergency Department or ICU.
- Upgraded NPi-300 User Interface and Keypad makes successfully targeting the pupil and taking a measurement easier than ever before.

Trend for Changes



- Trend for changes in NPi and Size over time via your standard pupil assessment protocol.
- New NPi-300 NPi Summary Table quantitatively summarizes number of NPi measurements in normal and abnormal thresholds across patient's entire stay.

The Neurological Pupil index™ (NPi®) Pupil Reactivity Assessment Scale

| Measured Value* | Assessment |
|-----------------|--|
| 3.0 – 4.9 | Normal |
| < 3.0 | Abnormal |
| 0 | Non-Reactive, Immeasurable, or Atypical Response |

**A difference in NPi between Right and Left pupils of ≥ 0.7 may also be considered an abnormal pupil reading Per the Neurological Pupil index (NPi) algorithm*

NPi[®]-300 Pupillometer

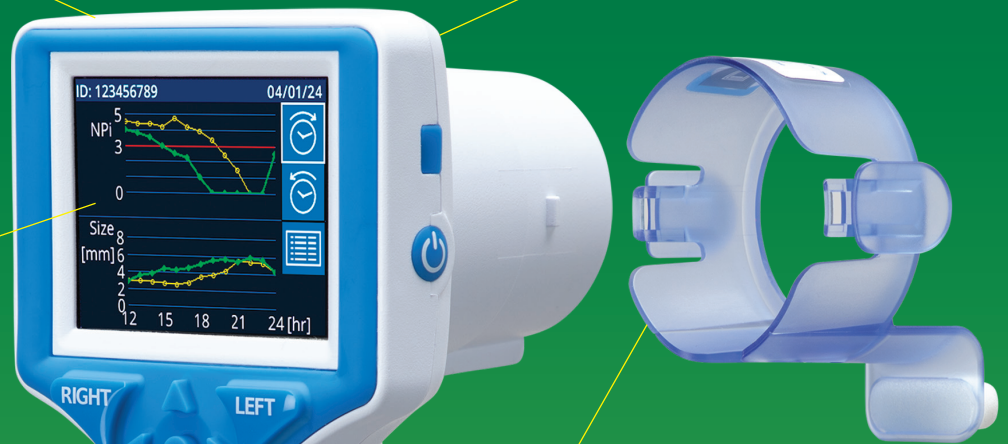
- Infrared camera, high-precision optics, processor and LED light source

Incorporated Barcode Scanner (Fig. 1)

- Instantaneous scanning of 1D or 2D patient barcodes

Modern User Interface

- Simple icon-based navigation
- Simplified trending screen displaying NPi and Size trends over 12-hour time windows



Texturized Plastic Handle

- Ergonomic grips for easy handling

SmartGuard[®]

- Single patient-use device with RFID memory chip
- Stores 168 bilateral pupil measurements for duration of patient admission
- Patient data can be disabled in compliance with HIPAA guidelines and facility policies
- Facilitates patient data upload into EMR system

NPi-300 Wireless Charging Station (Fig. 2)

- Completely enclosed wireless charging system
- Durably withstands cleaning with hospital cleaning agents



An accurate, reliable and objective system that enhances pupillary assessment

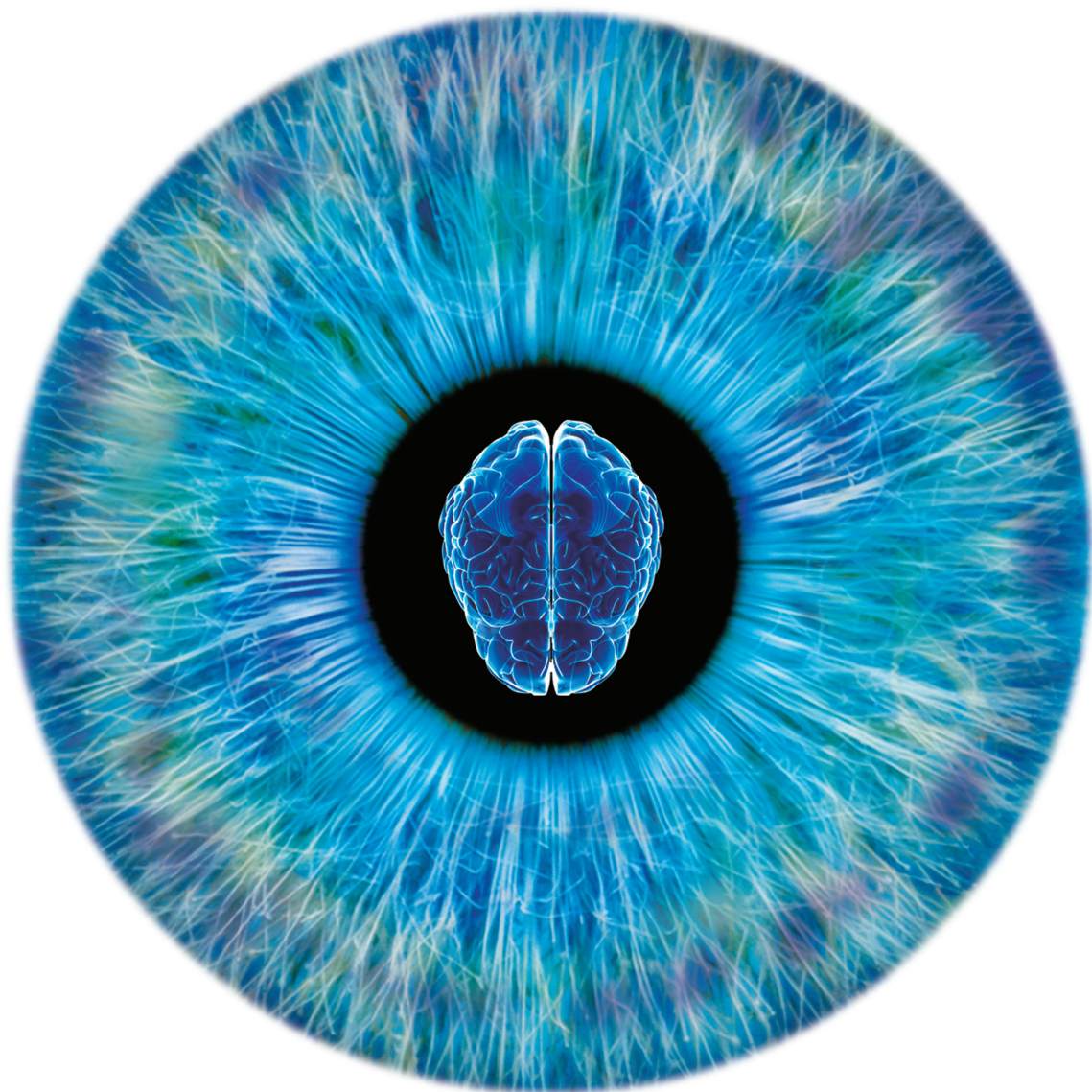
Key Features of the NPi[®]-300 Pupillometer System

NPi-300 Incorporated Barcode Scanner



NPi-300 Wireless Charging System





9223 Research Drive | Irvine, CA 92618 | USA
p: 949.250.9792 | Toll Free North America: 866.99.PUPIL
info@NeurOptics.com | [NeurOptics.com](https://www.NeurOptics.com)